

Logging into my.assumption.edu

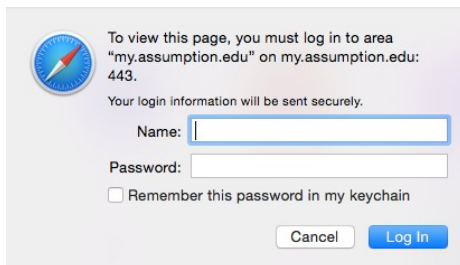
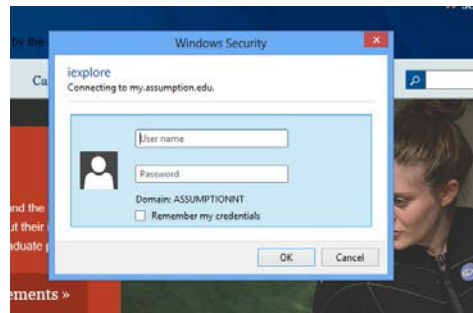
Open a web browser and go to the Assumption College Portal site my.assumption.edu

The my.assumption.edu portal does not work with all browsers. We recommend using Internet Explorer, Firefox, or Safari. Google Chrome will not work with the portal.

On a windows computer you will be presented with this window



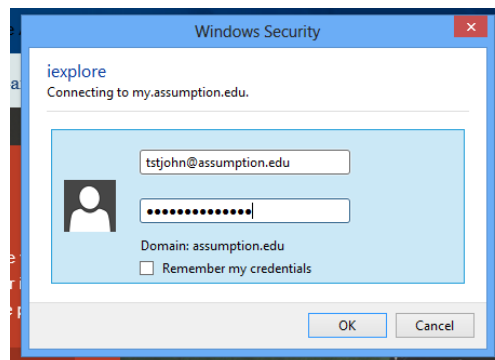
You can either go directly to my.assumption.edu by typing in the link to the URL locator bar. Or browse to www.assumption.edu and click on one of the MY Portal links.



On a Mac you will be presented with this window



Enter in your entire email address for example tstjohn@assumption.edu followed by your password. At this point you can click the "OK" button or the "Log In" button depending on the browser you are using.



If you get error messages, please call the Assumption College IT Support HUB at 508-767-7060 and provide us with the text of the error message.